

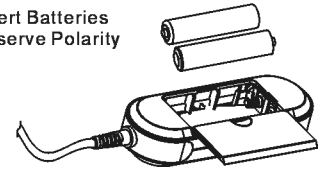
Congratulations on your purchase of the Targus Active Noise Cancellation Headphones. Please take a few moments to review the following important information before using.

**Installing Batteries:**

- 1 Open battery compartment cover as illustrated. (Fig. 1)
- 2 Place 2 AAA batteries into the battery compartment, following the polarities (+/-).
- 3 Close the battery compartment cover.

Fig.1

Insert Batteries  
Observe Polarity



**Operating Your Headphones:**

- Use the On/Off switch to activate the noise cancellation. (Fig. 2)
- Headphones may be used without battery power or noise cancellation feature.
- The headband is adjustable for comfort.
- Plug into any audio jack on a PC, Mac, MP3-, CD-, or DVD-player. (Fig. 3)

Fig.2

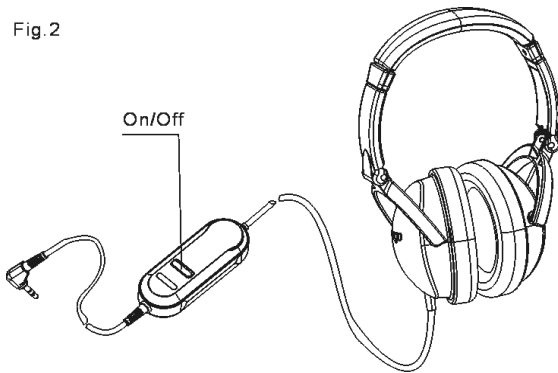


Fig.3

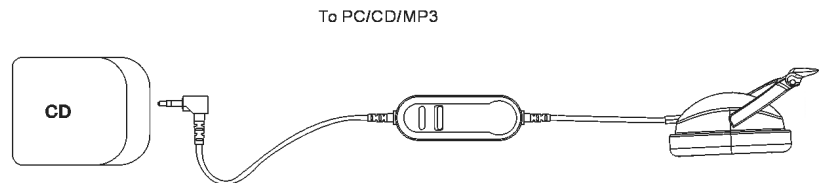
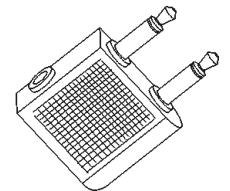


Fig.4

- Headphones include an adapter plug to access the in-flight audio program aboard airplanes. (Fig. 4)



**CAUTION:**

- Do not place headphones near heat source such as radiators, heating vents or direct sunlight.
- Do not place headphones where there is moisture, rain, vibration, shock or excessive dust.
- Clean headphone cabinets with a damp cloth. Do not use mineral spirits.
- Remove the batteries after use.

**Specifications:**

- Frequency Range: 18-22,000 Hz
- Active Noise Cancellation: Up to 15dB
- Power: 2 AAA batteries
- Battery Life: Up to 100 hours, varies with volume and battery type.

**Technical Support**

For technical questions, please visit:

**US**

Internet: <http://www.targus.com/support.asp>

**Australia**

Internet: [www.targus.com.au](http://www.targus.com.au)  
 Email: [infoaust@targus.com](mailto:infoaust@targus.com)  
 Telephone: 1-800-641-645

**New Zealand**

Telephone: 0800-633-222

**Warranty**

Targus warrants this product to be free from defects in materials and workmanship for one year. If your Targus accessory is found to be defective within that time, we will promptly repair or replace it. This warranty does not cover accidental damage, wear and tear, or consequential or incidental loss. Under no conditions is Targus liable for loss of, or damage to a computer; nor loss of, or damage to, programs, records, or data; nor any consequential or incidental damages, even if Targus has been informed of their possibility. This warranty does not affect your statutory rights. Warranty Registration at: <http://www.targus.com/registration.asp>

You will need to provide your full name, email address, phone number, and company information (if applicable).

**Product Registration**

Targus recommends that you register your Targus accessory shortly after purchasing it. To register your Targus accessory, go to: <http://www.targus.com/registration.asp>