



Visit our Website at www.targus.com
Features and specifications subject to change without notice.
© 2008 Targus Group International, Inc. and Targus, Inc.

AMP02US_PAUM30U / 410-0019-001E



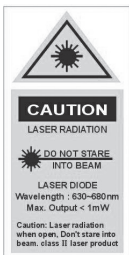
wireless
presenter
with cursor control



USER GUIDE

PMS Black
30%

PMS Black
100%



COMPLIES WITH 21 CFR 1040.10 & 1040.11

AVOID EXPOSURE--HAZARDOUS ELECTROMAGNETIC RADIATION EMITTED FROM THIS APERTURE.

LASER RADIATION. DO NOT STARE INTO THE BEAM OR VIEW DIRECTLY WITH OPTICAL INSTRUMENTS. CLASS II LASER PRODUCT.

NEVER POINT A LASER BEAM INTO A PERSON'S EYES OR VIEW A LASER BEAM DIRECTLY, AS PROLONGED EXPOSURE CAN BE HAZARDOUS TO THE EYES.

MOMENTARY EXPOSURE FROM A LASER POINTER, SUCH AS AN INADVERTENT SWEEP OF THE LIGHT ACROSS A PERSON'S EYES, MAY CAUSE TEMPORARY FLASH BLINDNESS SIMILAR TO THE EFFECT OF A CAMERA FLASH BULB. ALTHOUGH THIS CONDITION IS TEMPORARY, IT CAN BECOME MORE DANGEROUS IF THE EXPOSED PERSON IS ENGAGED IN A VISION-CRITICAL ACTIVITY SUCH AS DRIVING.

CAUTION: ANY CHANGES OR MODIFICATIONS NOT EXPRESSLY APPROVED BY THE PARTY RESPONSIBLE FOR COMPLIANCE COULD VOID THE USER'S AUTHORITY TO OPERATE THE EQUIPMENT.

THIS DEVICE AND ITS ANTENNA(S) MUST NOT BE CO-LOCATED OR OPERATING IN CONJUNCTION WITH ANY OTHER ANTENNA OR TRANSMITTER.

YOUR DEVICE CONTAINS A LOW POWER TRANSMITTER. WHEN DEVICE IS TRANSMITTED IT SENDS OUT RADIO FREQUENCY (RF) SIGNAL.

NOTE: THE MANUFACTURER IS NOT RESPONSIBLE FOR ANY RADIO OR TV INTERFERENCE CAUSED BY UNAUTHORIZED MODIFICATIONS TO THIS EQUIPMENT. SUCH MODIFICATIONS COULD VOID THE USER'S AUTHORITY TO OPERATE THE EQUIPMENT.

TARGUS WIRELESS PRESENTER WITH CURSOR CONTROL

Introduction

Congratulations on your purchase of the Targus wireless presenter with cursor control. This presenter is a combination remote control mouse and laser pointer. With this presenter you can control cursor movement anywhere within 50 feet (15 m) of its receiver and project a red laser pointer beam.



NOTE: THE ACTUAL EFFECTIVE DISTANCE MAY INCREASE OR DECREASE DEPENDING ON THE SURROUNDING ENVIRONMENT.

The Targus Wireless Presenter also features a cursor control pad and four (4) control buttons that emulate mouse controls and command keys in PowerPoint®.

System Requirements

- Hardware - USB port
- Windows® 2000/XP
- Windows Vista™

Contents

- Wireless presenter
- USB receiver
- USB extension cable
- 1 x AAA alkaline battery
- User guide
- Carrying pouch

Connecting the Receiver and Installing the Default Driver

To connect the receiver to your computer, plug the standard USB end of the receiver into an available USB port on your computer. Alternatively, you can use the supplied USB extension cable to connect the receiver to your computer for additional length.

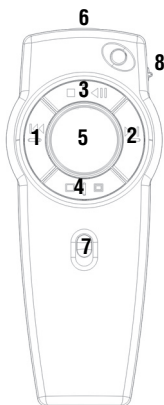
Your computer's operating system identifies the receiver as a "USB Human Interface Device" and begins installing the default driver. Follow any on-screen procedures to complete the default driver installation.

You are now ready to begin using the presenter.

Using the Targus Wireless Presenter

Changing Modes

To maximize its features, the presenter has two modes of operation: Mouse mode and Presenter mode. The presenter's default setting is Mouse mode. To change modes, switch the Function button upward for Presentation mode or downward for Mouse mode.



The various mode features are listed in the table below.

<u>Button</u>	<u>Mouse Mode</u>	<u>Presentation Mode</u>
1	Left click	Page up
2	Right click	Page down
3	Internet page forward	Start/Stop
4	Internet page backward	Screen go dark
5	Cursor control	No function
6	No function	Laser Pointer
7	↓ = Mouse mode	↑ = Presentation mode
8	↑ = On / ↓ = Off	↑ = On / ↓ = Off

Switching Channels

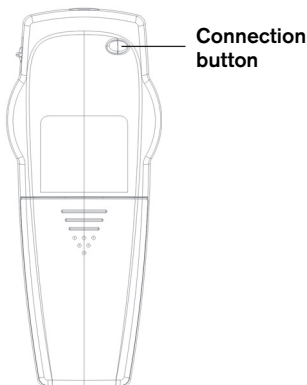
In some instances, radio frequency interference may require you to switch to an alternate channel. To do this:

- 1 Press and release the button at the end of the receiver.



Connection button

- 2 Within ten seconds, press and release the connection button on the back of the presenter.



Connection button

Safety Measures

- To avoid possible eye damage, never point the presenter's laser at people, especially their faces, or look directly into the presenter's laser beam.
- Avoid pointing the presenter's laser beam at a mirror or other highly reflective surface.
- Keep the presenter away from young children.
- Never view the presenter's laser beam using telescopic devices, such as a microscope or binoculars.
- Any attempt to disassemble, adjust or repair the presenter may result in exposure to laser light or other safety hazards.
- This is a Class II Laser Product.

Troubleshooting

What do I do if the response time of the presenter's mouse is slow or intermittently stops working?

- Increase the distance between the presenter's receiver and the rest of your computer equipment. Use the USB extension cable if necessary.
- Make sure that the presenter is within 50 feet (15 m) of its receiver.
- Increase the distance between the presenter's receiver and the base units of other wireless devices.
- Turn off any wireless devices and their base units that are near the presenter's receiver.
- Replace the battery.

Technical Support

For technical questions, please visit:

US	Internet: www.targus.com/support.asp
Australia	Internet: www.targus.com/au Email: infoaust@targus.com Telephone: 1800-641-645
New Zealand	Telephone: 0800-633-222

Product Registration

Targus recommends that you register your Targus accessory shortly after purchasing it. Go to:

<http://www.targus.com/registration.asp>. You will need to provide your full name, email address, phone number, and company information (if applicable).

Warranty

Targus warrants this product to be free from defects in materials and workmanship for one year. If your Targus accessory is found to be defective within that time, we will promptly repair or replace it. This warranty does not cover accidental damage, wear and tear, or consequential or incidental loss. Under no conditions is Targus liable for loss of, or damage to a devices nor loss of, or damage to, programs, records, or data; nor any consequential or incidental damages, even if Targus has been informed of their possibility. This warranty does not affect your statutory rights.

Regulatory Compliance

This device complies with Part 15 of the FCC Rules. Operation is subject to the following two conditions: (1) This device may not cause harmful interference, and (2) This device must accept any interference received, including interference that may cause undesired operation.

FCC Statement Tested to Comply

This equipment has been tested and found to comply with the limits of a Class B digital device, pursuant to Part 15 of the FCC Rules. These limits are designed to provide reasonable protection against harmful interference in a residential installation. This equipment generates, uses, and can radiate radio frequency energy and if not installed and used in accordance with the instructions, may cause harmful interference to radio communications. However, there is no guarantee that interference will not occur in a particular installation. If this equipment does cause harmful interference to radio or television reception, which can be determined by turning the equipment off and on, the user is encouraged to try to correct the interference by one or more of the following measures:

- Reorient or relocate the receiving antenna;
- Increase the separation between the equipment and receiver;
- Connect the equipment into an outlet on a circuit different from that to which the receiver is connected;
- Consult the dealer or an experienced radio/TV technician for help.

Changes or modifications not authorized by the party responsible for compliance could void the user's authority to operate this product.

Declaration of Conformity

Hereby, Targus, declares that this device is in compliance with the essential requirements and other relevant provisions of Directive 1999/5/EC.

Microsoft, Windows, and Windows Vista are either registered trademarks or trademarks of Microsoft Corporation in the United States and/or other countries. All trademarks and registered trademarks are the properties of their respective owners. All rights reserved.

Features and specifications subject to change without notice. © 2008, Targus Group International, Inc. and Targus, Inc., Anaheim, CA 92806 USA.