

DEFCON SCL

NOTEBOOK COMPUTER Serialized Cable Lock



TARGUS
A TRADITION OF EXCELLENCE

User's Guide

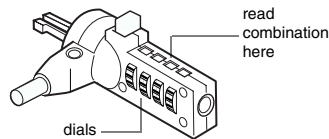
INTRODUCTION

Thank you for purchasing the Targus® DEFCON SCL (DEFCON Serialized Cable Lock) to protect your valuable computer equipment. The new DEFCON SCL has a preset, serialized 4-digit combination lock eliminating the need for keys and making it impossible to reset the combination. The DEFCON SCL package contains the following items:

- ❖ One DEFCON SCL
- ❖ One DEFCON Security Base Plate (PA400P)
- ❖ Secure Spacers (PA410W)
- ❖ This user's guide

SERIALIZED COMBINATION

Each DEFCON SCL is assigned a unique combination number and serial number. The serial number and the combination number for this cable lock appears on a sticker that is attached to the form at the back of this user's guide. We recommend that your IT Administrator keep the form in case the combination number is forgotten, misplaced, or lost.

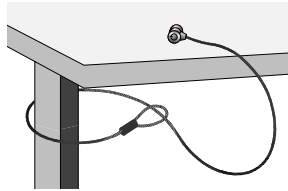


SPECIFICATIONS

- ❖ Dimensions: 6', 6" (2.1m) cut resistant, viny-coated steel cable and nickel-plated combination dial.
- ❖ Weight: 6.5 ounces (184.3g) overall

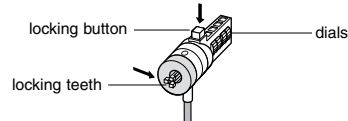
SECURING YOUR COMPUTER

You can either wrap the DEFCON SCL cable around a suitable object or, for greater security, thread it through the DEFCON Security Base Plate. The first method enables you to secure the computer temporarily, for example while traveling. The second method is preferred if you use the computer in a particular location. Your choice should be one that prevents an intruder from slipping the cable off it.



- 1 Take the looped end of the steel cable and wrap it around an immovable object or the leg of a desk or table, preferably one that has a cross beam.
- 2 Feed the locking mechanism through the looped end of the cable, as shown in the following figure.
- 3 Turn the dials on the locking mechanism to the preset 4-digit combination provided.
- 4 Depress and hold the locking button until the locking teeth are aligned.
- 5 Insert the locking device into the lock slot of your computer and release the locking button.

Note: Lock slots are not alike on all computers, so the DEFCON SCL may fit more snugly on some models than others.



- 6 Turn the lock dials to secure the lock.

Never leave the locking mechanism with the correct combination of numbers displayed.

- 7 To unlock the DEFCON SCL, turn the lock dials to the correct 4-digit combination. Press the locking button, and remove the locking teeth from the lock slot.

Caution: Removing the DEFCON SCL without using the combination is extremely difficult. Attempting to do so will physically damage the computer, making resale unlikely which, in turn, discourages theft.

TECHNICAL SUPPORT

In the unlikely event that you encounter problems with your DEFCON SCL, please use our Web site to contact our support group through email. Or, call Technical Support. Our knowledgeable staff is available to answer your questions Monday through Friday, 8:00 A.M. until 8:00 P.M. Eastern time.

Telephone: 800-283-6325 (Toll Free)
Email: TechSupport@targus.com
Web site: www.targus.com

Note: Technical Support does not have access to preassigned combination codes or serial numbers. In the event of a lost combination code, please contact your IT Administrator.

WARRANTY

Targus accessories are guaranteed to be free from defects in material and workmanship under a limited lifetime warranty. If your Targus accessory proves defective in materials or workmanship we will promptly repair or replace it. This warranty does not cover accidental damage, wear and tear, or consequential or incidental loss. Under no conditions is Targus liable for loss of or damage to a computer; nor loss of, or damage to, programs, records, or data; nor any consequential or incidental damages, even if Targus has been informed of their possibility.

Online warranty registration at www.targus.com

DEFCON is a trademark and Targus is a registered trademark of Targus Group International.



*The Leading Global Supplier of Portable Solutions.
Visit our Web site at: www.targus.com*

NEW YORK • LOS ANGELES • TORONTO • TOKYO • HONG KONG
SIGNAPORE • SYDNEY • LONDON • PARIS • BRUSSELS • HANNOVER

Features and specifications are subject to change without notice. ©2000 Targus Corp.

PA410SMAN

**DEFCON SCL Serialized Cable Lock
Combination Number**

Targus assumes no responsibility for lost, misplaced, or forgotten combinations. Store this information in a secure place and/or store this combination electronically, in a secure location, in your computer.

This is your serial number and your combination code.

Place sticker here.